



WHO
ARE
YOU?

JAN 17 – MAR 13, 2016



The Exhibit

Who Are You? encourages you to discover your identity by examining the various ways that people present themselves to others. Fourteen artists living or working in Long Beach were invited to exhibit artworks that illustrate aspects of their **identities** through language, clothing, **traditions**, their diets and their bodies.

Also on display are pieces from MOLAA's Permanent Collection that explore issues of **identity**. Compare and contrast the artworks. Pay attention to how artists around the world, of all ages, deal with similar ideas. You might be surprised at how much you share in common with the artists and others around you!

The Artists

The artists in this exhibition make art specifically that reflects how they feel about their own identities. Some of the artists focus on the feeling that they have not always fit in, while others just want to celebrate their culture. Many of them question, or challenge **stereotypes**, which are labels or interpretations given to a particular group that generalizes who they are. They use their art not only to better understand themselves, but also to learn about others and the world around them.



Diane Linquata (US, b. 1979)
Epoch Couture #1, 2015
Ceramic
25"x10"x9"
Courtesy of the Artist

Some artists express their **identities** through **symbols**, which are images, words or signs that represent or stand for something else. Artist Diane Linquata chose to make sculptures out of terra cotta, a brownish-red clay, because it represents her Greek **heritage** and **traditions**. This way of making sculptures has been handed down from one generation to the next.

What **traditions** or **symbols** were handed down to you?

Choose three **symbols** that describe who you are:

Reveal Who




Your **identity** is who you are; the set of characteristics (physical, cultural, etc.) that belong only to you. Your **identity** is always changing, giving you a variety of likes and dislikes. As a result, nobody is always the same, which is a good thing!


One person may have more than one **identity**, depending on the time or place in which they find themselves. This exhibit has been designed for you to understand why you are the way you are and how you are perceived by others. As you look at the pieces and learn about the artists, think about times in your life when you faced a similar situation, and how you would react to the situation. What type of artwork would you create?

You Are


Use this guide to explore how you reveal and think about your **identity**. Discover how your uniqueness starts from within!

This **symbol**  asks you to think deeply about yourself.

In one word, who are you?

This **symbol**  invites you to complete an activity.

Quickly sketch a self-portrait:



DISCOVERING



Kimberly Morris (US, b. 1984)

Masquerade, 2015

Digital photograph, straightening comb and human hair.

Courtesy of the Artist

About the piece:

Have you ever felt like you were having a “bad hair day” or like you had to wear a type of hairstyle for a specific occasion? Kimberly Morris uses both artificial and her own hair to create sculptures that question what the “ideal” hair type is supposed to look like. She challenges ideas of beauty while discussing **traditions** and topics related to her racial and cultural **identity**. What is your “ideal” hairstyle and why?




Hair forms part of our **identities** because it helps us show people who we are. Hair is flexible, so we can choose how to wear it. Why would Morris choose to cover her face with her hair in *Masquerade*, 2015? What is she trying to communicate about hair and **identity**?

YOUR UNIQUE SELF

My Hair, My Rules.



Style a hairdo! It can look like yours, someone else's, or invent a new one!



After your visit:

Recreate the hairdo you just drew on yourself and wear it the entire day. Notice what type of comments or reactions you receive, and how you react to them.

The next time you get your hair done, don't be afraid to try something new!



LEARNING TO



Cintia Segovia (Mexico, b. 1984)

De chile, mole y dulce, 2015

Photographs

Courtesy of the Artist

About the piece:

The title of Cintia Segovia's piece, *De chile, mole y dulce*, is an expression in Spanish meaning "a great variety and for every taste". She asked people of different backgrounds to pose for a portrait while wearing a hat and a fake moustache. Both props are associated with **stereotypes** about migrant farm workers or Mexican men, but can be found anywhere and be worn by anyone. As they were photographed, the participants talked to the artist about their own **identities** and the **stereotypes** they have faced. We all have different sides to us, "*de chile mole y dulce*" (spicy, savory, sweet) and, in understanding that idea, we may learn to treat each other better. Does anyone hold a specific **stereotype** about you, based on your background or the way you look? How does it make you feel?




Think about a time when you had to wear certain clothing, accessories or make-up as part of a family **ritual**, or a religious or cultural **tradition**. How did you feel and what significance did they bring to the occasion?

BE YOU

If I Were You...



Choose one character and describe his/her **identity** by answering these questions from their perspective: What did you explore today? Who did you meet? What did you see, feel, hear or eat?




After your visit:

Switch personalities and wardrobe with a friend for a day. How did you act differently? Do you understand them, and yourself, better than before? Share your experiences and take pictures!



CHOOSING WHO



Fu Shuai (China, b. 1990)
A Clown in the Jungle, 2015
3 Channel Video
Courtesy of the Artist

About the piece:

Fu Shuai, also known as Frank Shine, uses comedy to experiment with **identity** issues related to his Chinese **heritage**. He dresses up as different characters and challenges the people around him to think about Chinese **stereotypes** found in the United States. When you look at his videos, pay attention to the background – what and who is around him? Do they approach him at all? What would you say if you saw him on the street?



Clothes have power and our style constantly evolves, like our **identities**. Who is Fu Shuai imitating, and why would he choose to be in those locations? Notice your clothes and think about what you want to express when you choose to wear specific items. What do others think about who you are when they see you wearing them?

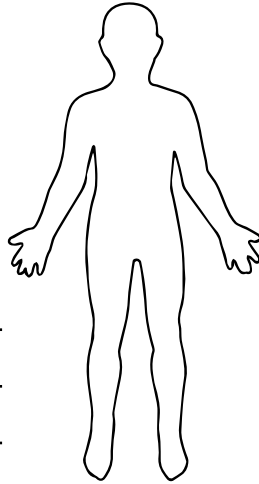
YOU WANT TO BE

Picture Somewhere New!

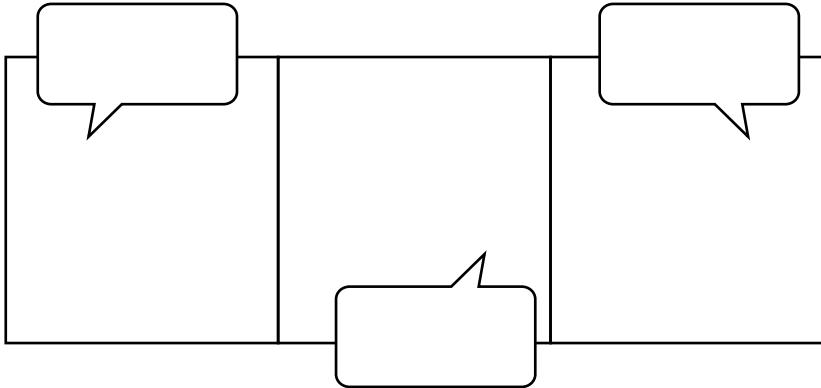


Invent a costume:

Choose 3 locations:



Draw yourself in those locations, and focus on what others would tell you or what you would say!







After your visit:

Next time you go to school, a party, or to MOLAA, wear something you wouldn't normally choose. For instance, wear athletic shoes to church or pajamas to a party. Did your decision make a difference in the way you fit in? Who did you talk to? Did anyone talk to you? Ask someone to record your interactions!



Join in the conversation!

-  Museum of Latin American Art (MOLAA)
-  @molaa
-  MuseumOfLatinAmericanArt
-  molaaart

About The Port to Learning

The Port to Learning is a new gallery space committed to expanding visitors' understanding of topics central to MOLAA's mission through interactive educational programming. Coordinated by Gabriela Martínez, Curator of Education at MOLAA, and Nalini Elias, MOLAA's Education Programs Coordinator, the gallery will present a series of exhibitions and events, organized with members of the community, that provide local artists and emerging curators—of all ages—the opportunity to explore museum careers through hands-on experiences.



Port of
LONG BEACH
The Green Port

Written by: Nalini Elias
Edited by: Gabriela Martínez and Susan Golden
Designed by: Luis Zavala